

Update: BD HealthSight™ Diversion Management v2.0

Release date: December 13, 2022

Overview

This communication highlights the new BD HealthSight™ Diversion Management release v2.0 which will go into production on December 13, 2022. This release demonstrates BD's ongoing commitment to customer focused innovation that can help strengthen controlled substance monitoring in Operating Room (OR) and Procedural Care Areas.

Enhancements

All enhancements below apply to BD HealthSight™ Diversion Management. Certain compliance metrics may not be available or compatible in BD HealthSight™ Diversion Management Core due to customer workflow or technology configurations. Please contact your BD Representative for more information.

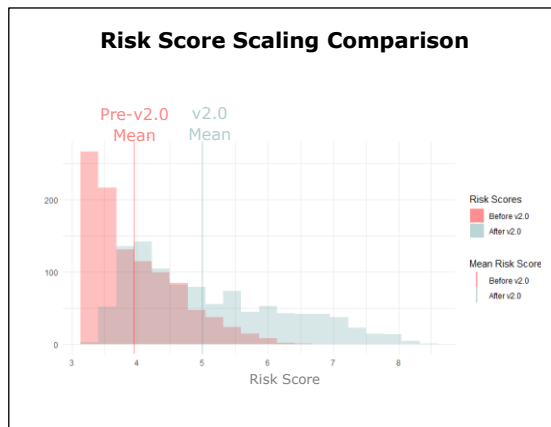
1.1. Risk Score Scaling

- 1.1.1.** The method for distributing risk scores across the 0 to 10 scale has been updated. By changing the scaling to make the mean score 5, the numerical values are now more interpretable and comparable between facilities. There has not been any change to how risk scores are generated.

Risk scores prior to the day of the v2.0 release will not be updated with the new scaling methodology. They will stay the same. **Do not compare risk scores pre and post v2.0 because the scaling is different.**

Example of risk score interpretation with v2.0:

- Less than 5 is below the mean risk score for any given peer group.
- 5 is approximately the mean risk score for any given peer group.
- 6 corresponds to approximately one standard deviation above the mean.
- 7 corresponds to approximately two standard deviations above the mean.
- 8 corresponds to approximately three standard deviations above the mean.



Example Data

User ID	Risk Score	
	Pre-v2.0	v2.0
User A	6.4	7.6
User C	6.3	7.3

Example Data

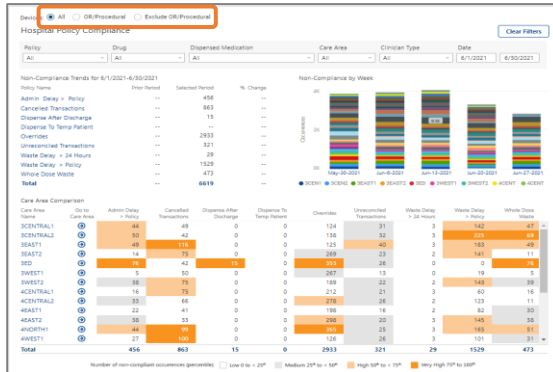
On the day of the v2.0 release, if a risk score increases from 6.4 to 7.6, it does not necessarily indicate more anomalous behavior than the day before the v2.0 release.

Example Data

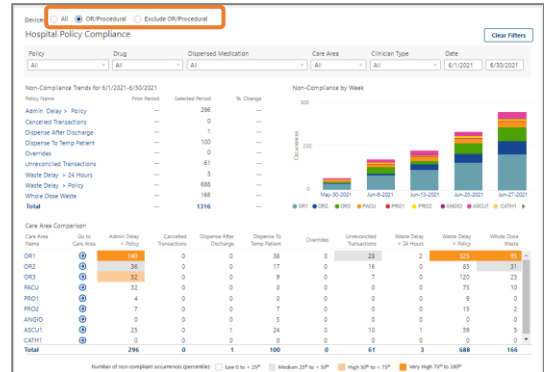
- 1.1.1.** Details on the change in risk score scaling will be discussed during the BD HealthSight™ Diversion Management User Group in January 2023. In the interim, if you have questions, please contact your BD HealthSight™ Insight Consultant.
- 1.1.2.** Note: The risk score should not be used as standalone evidence of diversion, but it can support a more robust set of evidence as part of a comprehensive diversion monitoring program.

1.2. Practice Trends Tab

1.2.1. Practice Trends dashboards can be filtered to view data from all care areas, OR/Procedural care areas or non-OR Procedural care areas by selecting the associated radio button.



Hospital Policy Compliance Dashboard
Radio button selected: All
Example Data

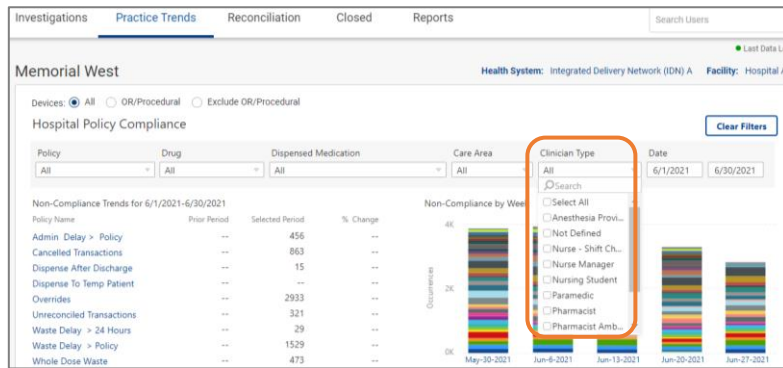


Hospital Policy Compliance Dashboard
Radio button selected: OR/Procedural Area
Example Data

1.2.2. **Prerequisite:** Implementation of OR/Procedural Area reconciliation functionality is a requirement for the OR/Procedural area Practice Trends filters. Note: Radio buttons will only be visible when settings are configured and the data from OR/Procedural area devices validated by BD as part of the implementation process.

1.2.3. Admin Delay>Policy, Waste Delay>Policy, Waste Delay>24 hours (undocumented waste) and Return Delay settings are configurable for OR/Procedural and Inpatient care area devices independently. The settings can be different.

1.2.4. A Clinician Type filter is also available on all Practice Trends dashboards.

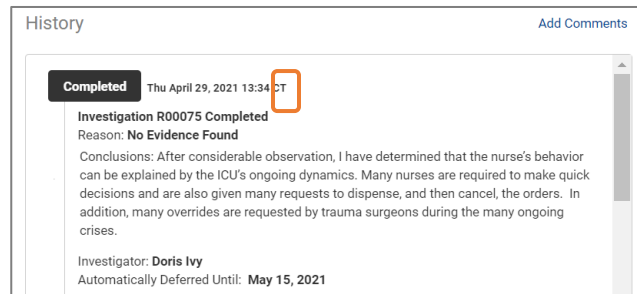


Example Data

1.3. Time zone

The time zone displayed in the application will no longer indicate if the time is Daylight (D) and Standard (S). This will mitigate any changes that can occur in some states during winter and summer.

1.3.1. Clinician Details page: Comments in the History section will reflect Central Time (CT).



Example Data

Time Zone continued

1.3.2. Transaction cards under the Reconciliation Tab and on the Clinician Details Page in the User Transactions section will reflect the local time: PT, MT, CT or ET.

Reconciliation Export Report																									
Time Frame	Patient	Medication	Issues	Station Name	Device Type	Sort	User																		
Last Week	Choose	Choose	Choose	Choose	2 items select...	Dispense Time	Choose																		
Patient Smithee-Jameson, Tabitha S333454		Dispense Date 6/29/2021		Dispensed Medication Morphine Inj 4 mg (1 mL) Syringe		Medication Order Morphine 4 mg IV 4 mg																			
MRN 987654321		Dispensed from Station NE2		Order ID 666111333444555																					
<table border="1"> <tr> <th>Dispense</th> <th>AMT</th> <th>Time</th> <th>Admin</th> <th>AMT</th> <th>Time</th> </tr> <tr> <td>4 mg</td> <td></td> <td>14:30 PT</td> <td>4 mg</td> <td></td> <td>10 min</td> </tr> <tr> <td colspan="2">Peyton, Jackie-Eliz...</td> <td colspan="4">Peyton, Jackie-Eliz...</td> </tr> </table>		Dispense	AMT	Time	Admin	AMT	Time	4 mg		14:30 PT	4 mg		10 min	Peyton, Jackie-Eliz...		Peyton, Jackie-Eliz...									
Dispense	AMT	Time	Admin	AMT	Time																				
4 mg		14:30 PT	4 mg		10 min																				
Peyton, Jackie-Eliz...		Peyton, Jackie-Eliz...																							

Example Data

1.4. Reconciliation Tab

1.4.1. Reconciliation logic: The reconciliation logic for medication patches has been enhanced to “each” instead of strength-based calculations. Documented waste will not be considered for reconciliation.

1.4.2. Filter>Issues>Alt Med ID: New filter supports filtering transactions that were reconciled using Alt Med reconciliation logic. The Alt Med ID and Alt Med Name used to link the administration to the dispense are displayed in the administration section of the transaction card. Alt Med reconciliation logic was introduced in v1.12. It supports linking administration and dispense of meds that have the same concentration but are different volumes.

Reconciliation Export Report																									
Time Frame	Patient	Medication	Issues	Station Name	Device Type	Sort	User																		
Last Week	Choose	Choose	Choose	Choose	2 items select...	Dispense Time	Choose																		
Patient Smithee-Jameson, Tabitha S333454		Dispense Date 6/29/2021		Syringe		Medication Order Morphine 4 mg IV 4 mg																			
MRN 987654321		Order ID 666111333444555																							
<table border="1"> <tr> <th>Dispense</th> <th>AMT</th> <th>Time</th> <th>Admin</th> <th>AMT</th> <th>Time</th> </tr> <tr> <td>4 mg</td> <td></td> <td>14:30 PT</td> <td>4 mg</td> <td></td> <td>10 min</td> </tr> <tr> <td colspan="2">Peyton, Jackie-Eliz...</td> <td colspan="4">Peyton, Jackie-Eliz...</td> </tr> </table>		Dispense	AMT	Time	Admin	AMT	Time	4 mg		14:30 PT	4 mg		10 min	Peyton, Jackie-Eliz...		Peyton, Jackie-Eliz...				<div style="border: 1px solid gray; padding: 5px;"> <input type="checkbox"/> Admin Data Currently Unavailable <input type="checkbox"/> Admin Time Before Dispense <input checked="" type="checkbox"/> Alt Med ID Linkage <input type="checkbox"/> Cancelled Transactions <input type="checkbox"/> Delayed Administration </div>					
Dispense	AMT	Time	Admin	AMT	Time																				
4 mg		14:30 PT	4 mg		10 min																				
Peyton, Jackie-Eliz...		Peyton, Jackie-Eliz...																							

Example Data

Patient Smithee-Jameson, Tabitha S333454		Dispense Date 6/18/2021		Dispensed Medication Fentanyl 50 mcg/mL (2 mL) Ampule		Medication Order --																																						
MRN 987654321		Dispensed from Station NE2				Order ID --																																						
<table border="1"> <tr> <th>Dispense</th> <th>AMT</th> <th>Time</th> <th>Admin</th> <th>AMT</th> <th>Time</th> <th>Waste</th> <th>AMT</th> <th>Time</th> </tr> <tr> <td>100 mcg</td> <td></td> <td>11:04 PT</td> <td>50 mcg</td> <td></td> <td>15 min</td> <td>50 mcg</td> <td></td> <td>6 hr</td> </tr> <tr> <td colspan="2">Peyton, Jackie-Eliz...</td> <td colspan="2">Peyton, Jackie-Eliz...</td> <td colspan="2">Peyton, Jackie-Eliz...</td> <td colspan="3">Washington, Emilia</td> </tr> <tr> <td colspan="2"></td> <td colspan="2">Alt Med ID: 07168</td> <td colspan="6">Alt Med Name: Fentanyl...</td> </tr> </table>		Dispense	AMT	Time	Admin	AMT	Time	Waste	AMT	Time	100 mcg		11:04 PT	50 mcg		15 min	50 mcg		6 hr	Peyton, Jackie-Eliz...		Peyton, Jackie-Eliz...		Peyton, Jackie-Eliz...		Washington, Emilia					Alt Med ID: 07168		Alt Med Name: Fentanyl...											
Dispense	AMT	Time	Admin	AMT	Time	Waste	AMT	Time																																				
100 mcg		11:04 PT	50 mcg		15 min	50 mcg		6 hr																																				
Peyton, Jackie-Eliz...		Peyton, Jackie-Eliz...		Peyton, Jackie-Eliz...		Washington, Emilia																																						
		Alt Med ID: 07168		Alt Med Name: Fentanyl...																																								

Example Data

1.4.3. Export Report CSV: there are three new filtering options to view transactions: Alt Med ID, Alt Med Name and Linked by (transactions that were reconciled using Alt Med reconciliation logic).

1.5. Report Tab – BD Report Composer

1.5.1. When a report is selected on the Report Tab, a report composer will open.

1.5.2. To generate a report, enter the report parameters in the report composer window.

1.5.3. See the BD HealthSight Diversion Management *What's new?* video or the Run a Compliance Report job aid on My BD Learning.com for more details.

BD Report Composer Hospital A

Edit Report View Report

Compliance Summary Report: Hospital A Reset Run in Background Run

The Run in Background button will run the selected report in the background allowing other user application activities to occur. You will be notified by email once the report has completed.

Filters / Grouping Columns / Sorting

In order to export large files please use the CSV format

From Date To Date

7/19/2022 3:00 AM 8/17/2022 3:00 AM

Search Filters

Care Area Name contains Add Clear

Example Data

If you would like additional information on the new functionality, please see [My BD Learning.com](https://mybdlearning.com) or contact your BD HealthSight™ Insight Consultant.